



**NAMBOL L. SANOI COLLEGE**

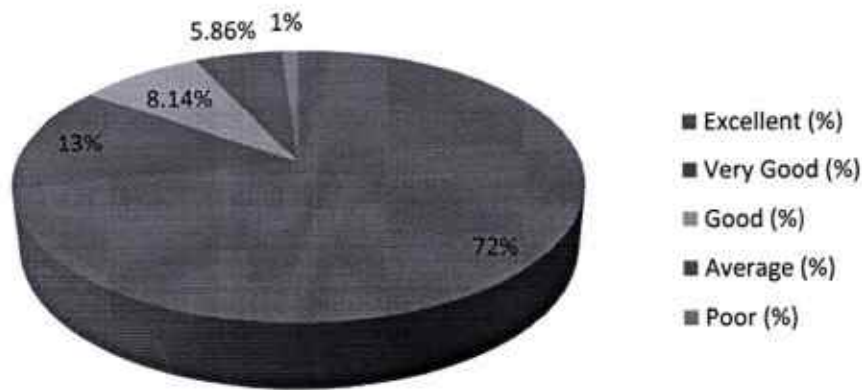
**NAMBOL, MANIPUR**

**Analysis of student feedback on Syllabus and its Transaction 2018-19: An Analysis**

The feedback of the students is an essential component for analysis and improvement in the higher education academic culture. The feedback regarding the syllabus and its transaction are collected from the students for the academic year 2018-19.

Sl. No.	Attributes	Excellent (%)	Very Good (%)	Good (%)	Average (%)	Poor (%)
1.	Curriculum and syllabi of the courses.	72	13	8.14	5.86	1
2.	Teachers are well prepared for class.	76	15	8	1	0
3.	Interest in the subject has increased as a result of this course.	75	16.43	7	1.57	0
4.	The course was completed on time.	80	12.37	7.1	0.53	0
5.	Teachers conduct assessment regularly.	79	15.21	3.79	2	0
6.	Teachers use ICT tools for teaching from time to time.	20	9	5	61	5
7.	Teachers provided study materials.	80.7	12	4	2.3	1
8.	Institute/ teachers provide soft skills, life skills and employability skills etc to help you ready for life beyond college.	73	14	8	5	0
9.	Practicals for related subjects held regularly.	90.12	7.39	1.49	1	0
10.	Overall learning experience.	90	7	2	1	0

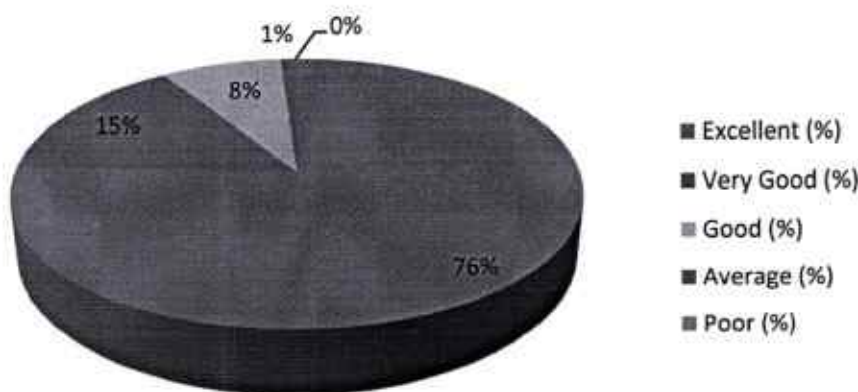
### Curriculum and syllabi of the courses.



#### Interpretation:

From the total respondents, 72% of the respondents rated the curriculum and syllabi of the courses as excellent, 13% of the respondents find it as very good whereas 8.14% rated it as good. However, 5.86% respondents rated it as average and rest of the 1% rated it as poor.

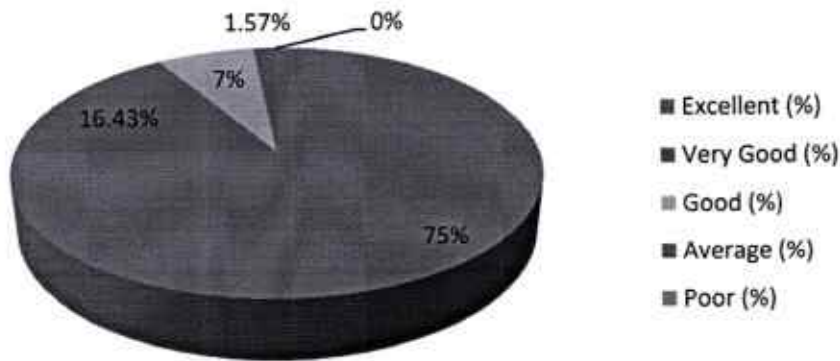
### Teachers are well prepared for class.



#### Interpretation:

From the total respondents, 76% of the respondents rated the teachers are well prepared for the class as excellent, 15% of the respondents find it as very good whereas 8% rated it good. While the remaining 1% rated it as average.

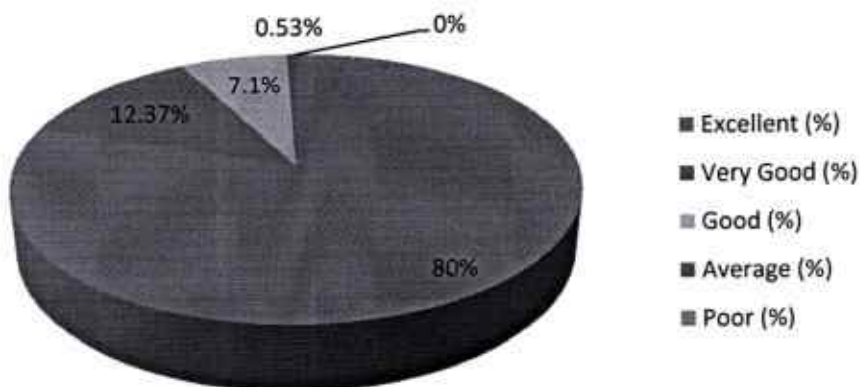
### Interest in the subject has increased as a result of this course.



#### Interpretation:

From the total respondents, 75% of the respondents rated the interest in the subject has increased as a result of the course as excellent, 16.43% of the respondents find it as very good whereas 7% rated it as good. However rest of the 1.57% rated it as average.

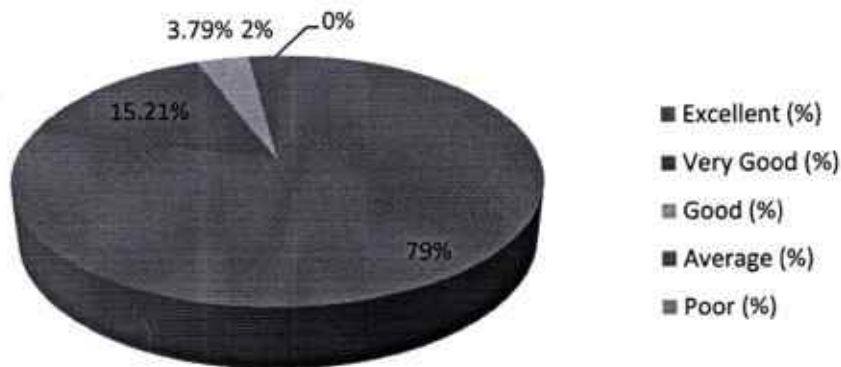
### The course was completed on time.



#### Interpretation:

From the total respondents, 80% of the respondents rated the course was completed on time as excellent, 12.37% of the respondents find it as very good whereas 7.1% rated it as good. However rest of the 0.53% rated it as average.

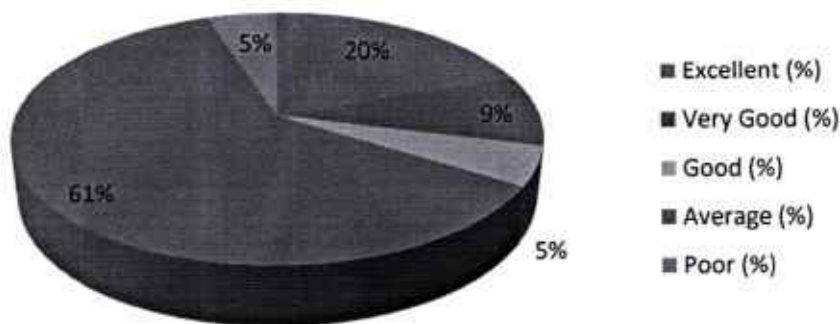
### Teachers conduct assessment regularly.



#### Interpretation:

Majority of the respondents i.e., 79% rated teachers conduct assessment regularly as excellent, while 15.21% of the respondents rated it as very good whereas 3.79% rated it as good. However rest of the 2% rated it as average.

### Teachers use ICT tools for teaching from time to time.

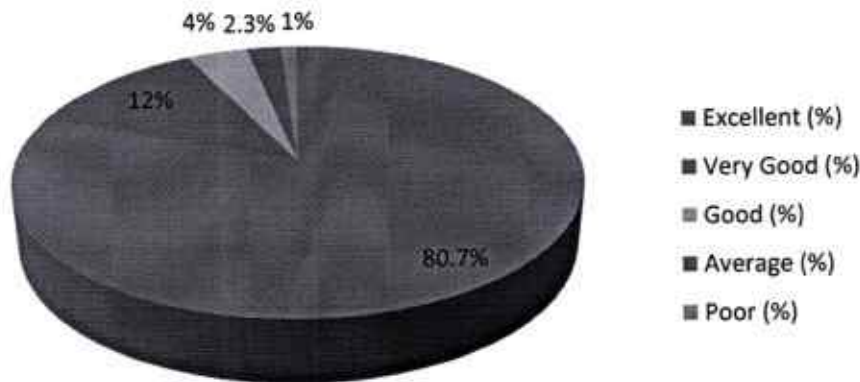


#### Interpretation:

From the total respondents, 20% of the respondents rated teachers use ICT tools for teaching from time to time as excellent, 9% of the respondents find it as very good whereas 5% rated it as good. And 61% rated it as average while rest of the 5% rated it as poor.



### Teachers provided study materials.



#### Interpretation:

Majority of the respondents i.e., 80.7% rated teachers provided study materials as excellent, while 12% of the respondents rated it as very good whereas 4% rated it as good. And 2.3% rated it as average. However remaining 1% rated it as poor.

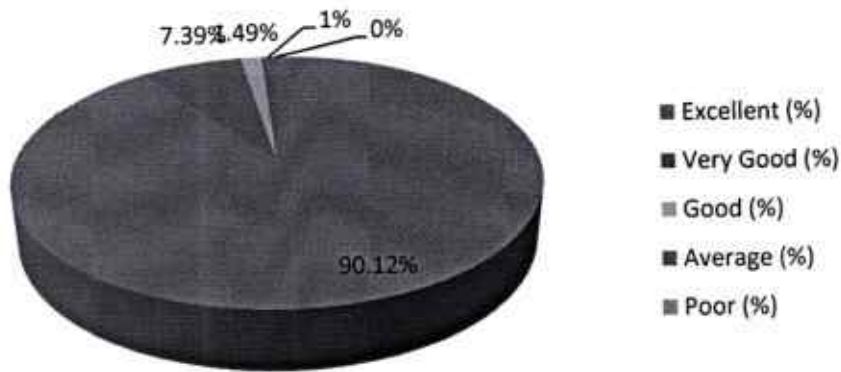
### Institute/ teachers provide soft skills, life skills and employability skills etc to help you ready for life beyond college.



#### Interpretation:

Majority of the respondents i.e., 73% rated Institute/teachers provide soft skills, life skills and employability skills etc to help you ready for life beyond college as excellent, while 14% of the respondents rated it as very good whereas 8% rated it as good. However rest of the 5% rated it as average.

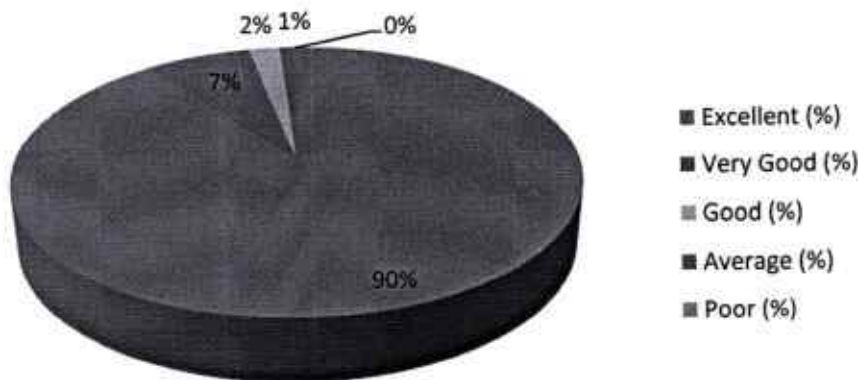
### Practicals for related subjects held regularly.



#### Interpretation:

From the total respondents, 90.12% of the respondents rated practicals for related subjects held regularly as excellent, 7.39% of the respondents find it as very good whereas 1.49% rated it as good. However rest of the 1% rated it as average.

### Overall learning experience.



#### Interpretation:

From the total respondents, 90% of the respondents rated the overall learning experience as excellent, 7% of the respondents find it as very good whereas 2% rated it as good. However rest of the 1% rated it as average.

### **Action Taken report on the Students' Feedback received (2018-19)**

The college collects feedback on syllabus and its transaction from its students for the year 2018-19. The feedback we received is analysed and necessary actions are taken.

Sl. No.	Feedback	Action Taken
1	Curriculum and syllabi of the courses.	Since the syllabus are designed by the affiliating University, the college have little role in this regard.
2	Teachers use ICT tools for teaching from time to time.	The teachers are instructed to increase the used to ICT Tools in the teaching learning process.
3	Institute/ teachers provide soft skills, life skills and employability skills etc to help you ready for life beyond college.	The college have resolved to organise more skill oriented training program.